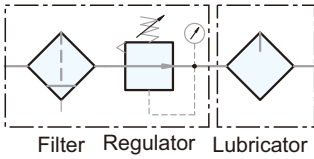


U Series F.R.L Combination

Filter Regulator + Lubricator (2 units style)

Symbol



Features

1. Remove water and particle effectively.
2. 40μm and 5μm filter element are easily interchangeable and replaceable.
3. Accurate and easy pressure setting.
4. Lubricator oil can be replenished without stopping air supply.
5. Oil spray in mist ensures good lubrication for machines.
6. Anti-acid & Alkali bowl and aluminum bowl provide excellent protection in organic chemistry working environments.
(Please contact our sales for more inquiries.)



*Lubricator oil (Recommended): ISO-VG32

How to order

UFR/L - 02 N C H A SB						
F.R.L combination	Port size	Thread	Filtration	Drain	Bowl	Spacer block
Filter Regulator +Lubricator	02 : 1/4" 03 : 3/8" 04 : 1/2" 06 : 3/4" 08 : 1"	Blank : G N : NPT R : Rc	PE Blank : 5μm C : 40μm Sintered brass S : 5μm T : 40μm	Blank : Semi-auto drain H : Manual drain D : Auto drain	Blank : Standard bowl A : Anti-acid & alkali bowl AL : Aluminum bowl (1/4"~1/2")	Blank : W/O Spacer block SB : Spacer block

Please contact our sales for non-relieving type.

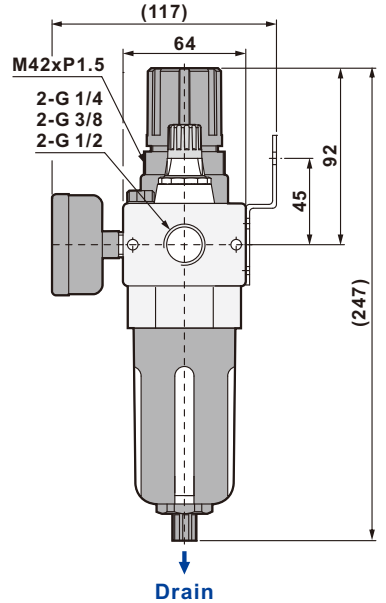
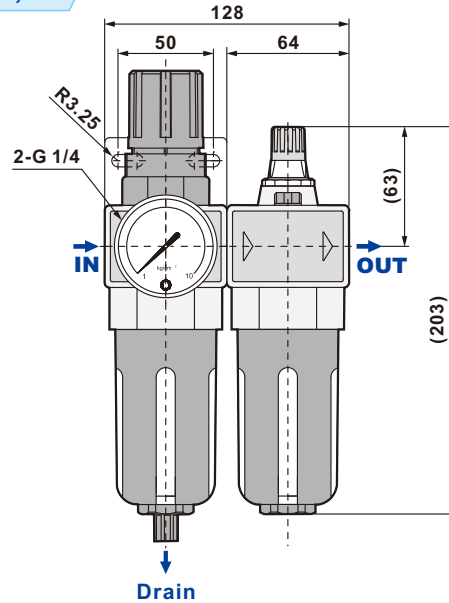
*For non-relieving type, the secondary pressure is not allowed to be exhausted when it is higher than setting pressure.

Specifications

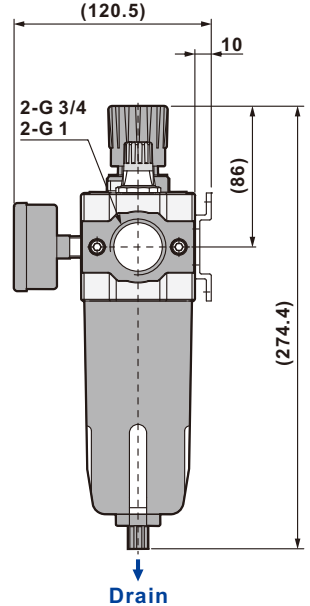
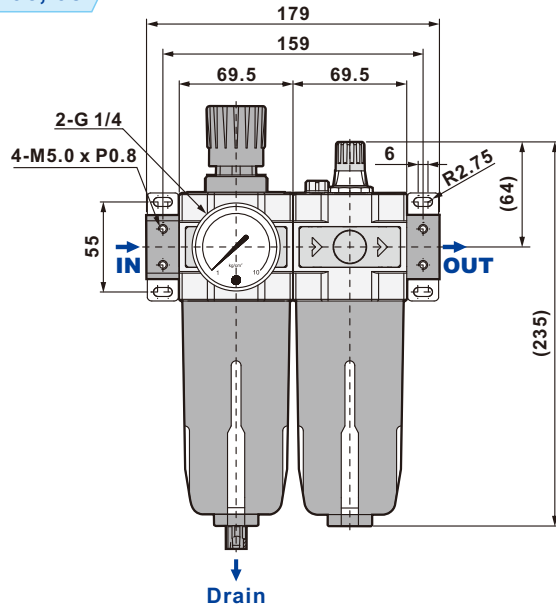
Model	UFR/L-02	UFR/L-03	UFR/L-04	UFR/L-06	UFR/L-08
Port size	1/4"	3/8"	1/2"	3/4"	1"
Fluid	Compressed air				
Regulator construction	Piston				
Body material	Aluminum die-cast				
Bowl material	Polycarbonate (Standard), Anti-acid & alkali bowl (Option), Aluminum bowl (Option)				
Filtration	PE: 5μm (Standard), 40μm (Option); Sintered brass(Option):5μm, 40μm				
Operating pressure range	0.5 ~ 10 kgf/cm ²				
Max. inlet pressure	15 kgf/cm ²				
Max. flow rate l/min (ANR)	2080	2100	2600	7940	8200
Ambient temperature	-10℃ ~ 60℃				
Filter bowl capacity	105cc			210cc	
Lubricator bowl capacity	125cc			235cc	
Standard drain	Semi-auto drain (Drains below 0.5kgf/cm ²)				
Net weight	1480g (W/I Aluminum bowl 1780g)			2145g	
Accessories	Pressure gauge, Mounting bracket set, Plug				

Dimensions

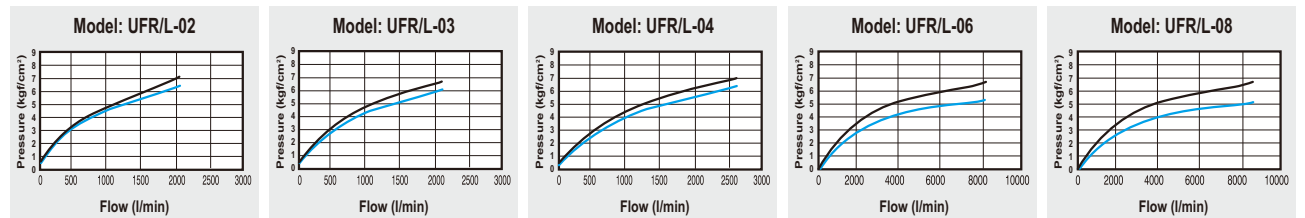
UFR/L-02, 03, 04



UFR/L-06, 08



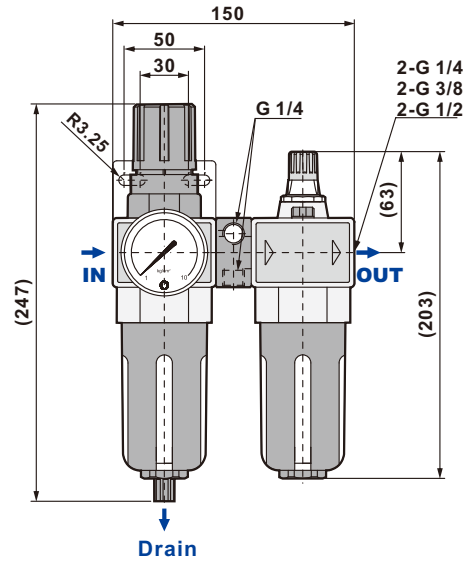
Flow chart



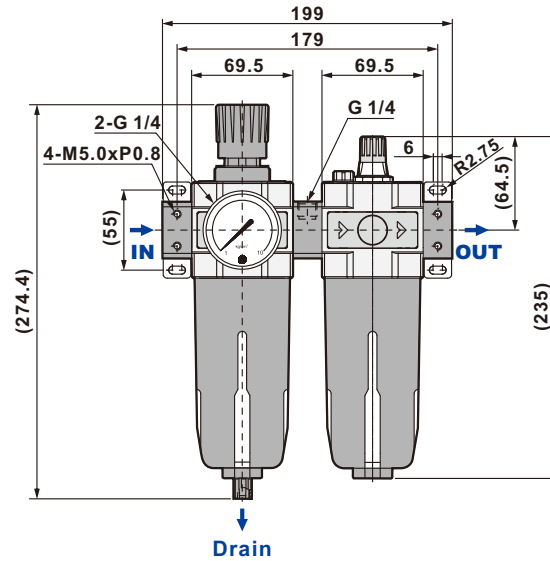
Note: X axis: Flow (l/min), Y axis: Pressure (kgf/cm²), Blue line (P0) = Outlet pressure, Black line (P1) = Inlet pressure, P1-P0= Pressure range

■ Dimensions

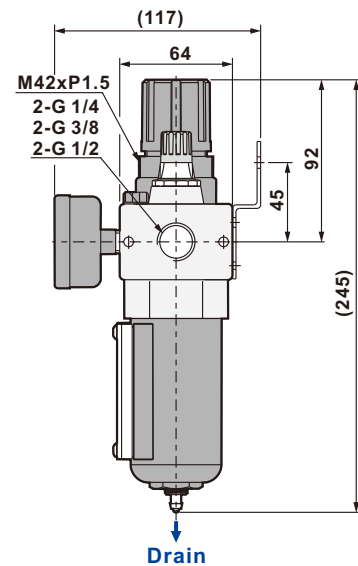
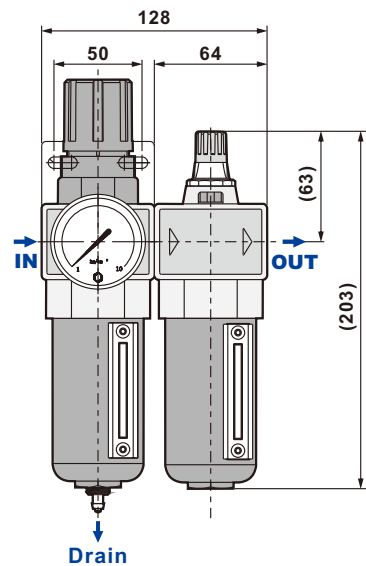
UFR/L-02, 03, 04SB(Spacer block)



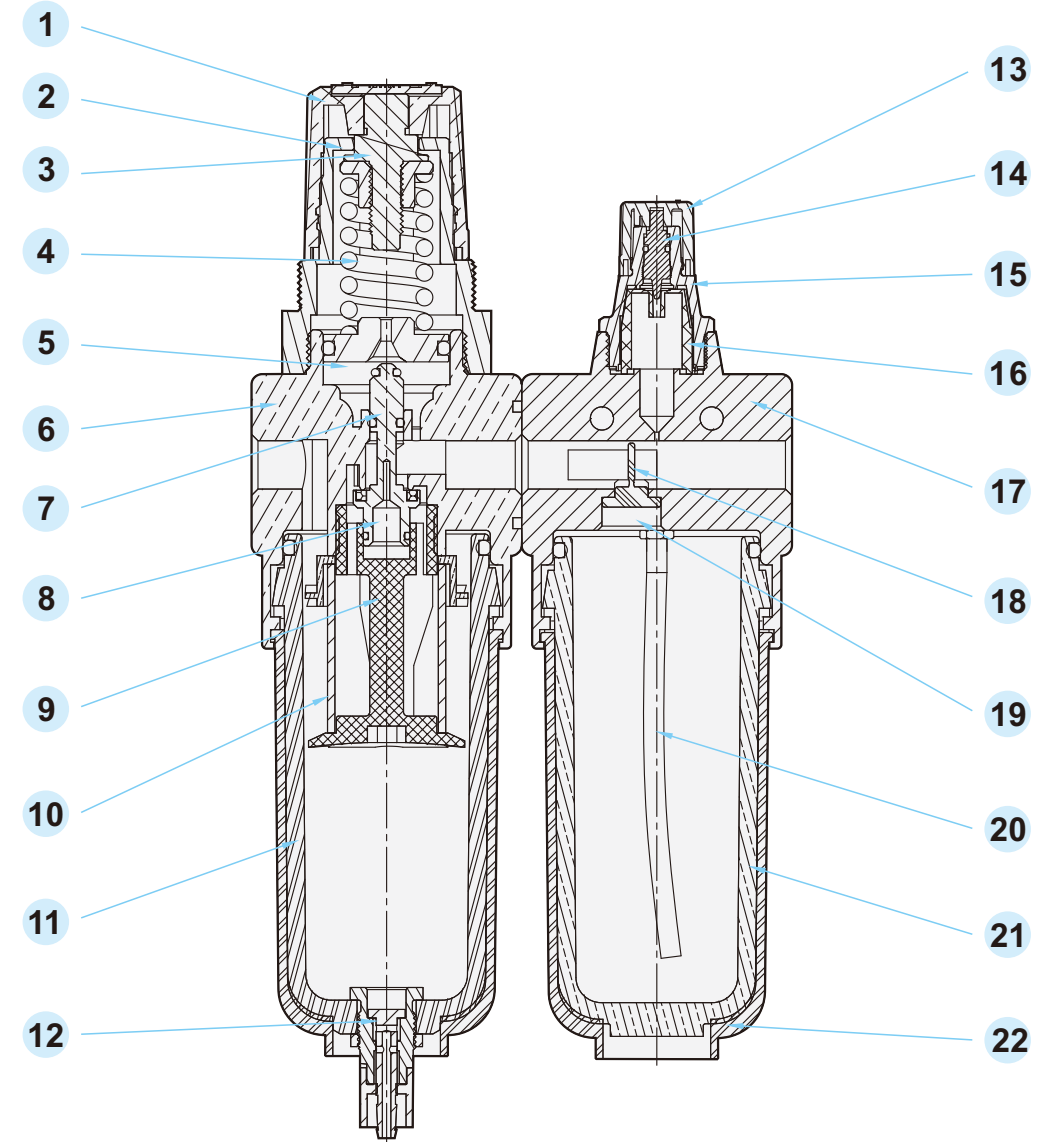
UFR/L-06, 08SB(Spacer block)



UFR/L-02AL, 03AL, 04AL(Aluminum bowl)



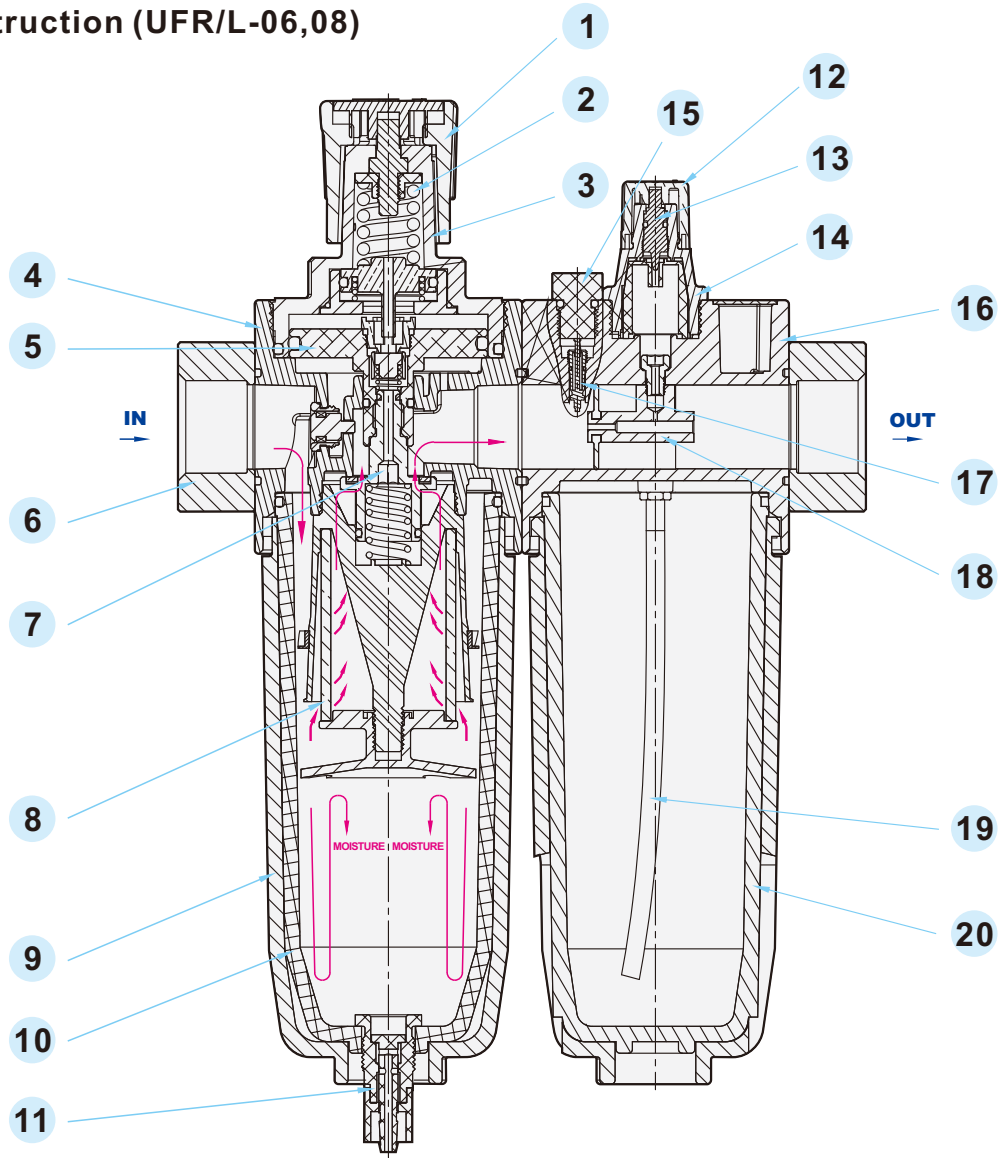
■ Construction (UFR/L-02,03,04)



No.	Description	Material	No.	Description	Material
1	Pressure regulating knob	NY	12	Semi-auto drain	POM
2	Regulator base	NY+GF	13	Oil adjusting knob	POM
3	Pressure regulating screw	Fe+Ni	14	Oil adjusting screw	Cu+Ni
4	Pressure regulating spring	Spring steel+Ni	15	Oil viewer	GV4H
5	Piston	Cu+Ni	16	Oil dropping orifice	PC
6	Regulator body	ADC12	17	Lubricator body	ADC12
7	Regulating needle	Cu+NBR	18	Damper	PU
8	Spring	SUS304	19	Plug	Cu
9	Filter element holder	NY	20	Oil pipe	PU
10	Filter element	PE	21	Lubricator bowl	PC
11	Filter bowl	PC	22	Bowl guard	NY

U Series **F.R.L Combination**
Filter Regulator + Lubricator (2 units style)

■ Construction (UFR/L-06,08)



No.	Description	Material	No.	Description	Material
1	Pressure regulating knob	NY	11	Semi-auto drain	POM
2	Spring	Spring steel+Ni	12	Oil adjusting knob	POM
3	Regulator base	NY+GF	13	Oil adjusting screw	Cu+Ni
4	Regulator body	ADC12	14	Oil viewer	GV4H
5	Piston	AL	15	Oil filling plug	Cu+Ni
6	Adaptor	ADC12	16	Lubricator body	ADC12
7	Pressure regulating needle	Cu+NBR	17	Check valve	Cu
8	Filter element	PE	18	Oil nozzle	Cu
9	Bowl guard	NY+GF	19	Oil pipe	PU
10	Filter bowl	PC	20	Lubricator bowl	PC

Memo...

