



❗ Discontinued

## Commercial status

Discontinued on: 24 August 2020

End-of-service on: 31 December 2020

## Main

Range	TeSys
Product name	TeSys GV7
Product or component type	Circuit breaker
Device short name	GV7R
Device application	Motor
Poles description	3P
Network type	AC
Utilisation category	AC-3 conforming to IEC 60947-4-1
Network frequency	50/60 Hz conforming to IEC 60947-4-1
Breaking capacity	50 kA Icu at 500 V AC 50/60 Hz conforming to IEC 60947-2 65 kA Icu at 440 V AC 50/60 Hz conforming to IEC 60947-2 100 kA Icu at 220/240 V AC 50/60 Hz conforming to IEC 60947-2 70 kA Icu at 380/415 V AC 50/60 Hz conforming to IEC 60947-2 10 kA Icu at 660/690 V AC 50/60 Hz conforming to IEC 60947-2
[Ics] rated service short-circuit breaking capacity	100 % at 440 V AC 50/60 Hz conforming to IEC 60947-2 100 % at 500 V AC 50/60 Hz conforming to IEC 60947-2 100 % at 220/240 V AC 50/60 Hz conforming to IEC 60947-2 100 % at 380/415 V AC 50/60 Hz conforming to IEC 60947-2 100 % at 660/690 V AC 50/60 Hz conforming to IEC 60947-2
Thermal protection adjustment range	12...20 A
Trip unit technology	Thermal-magnetic

## Complementary

Mounting mode	By screws By clips
Mounting support	Flush Panel mounting Rail Kit for fixing the switchgear
Mounting position	Vertical
Motor power kW	11 kW at 500 V AC 50/60 Hz 11 kW at 660/690 V AC 50/60 Hz 15 kW at 660/690 V AC 50/60 Hz 9 kW at 400/415 V AC 50/60 Hz 9 kW at 500 V AC 50/60 Hz 7.5 kW at 400/415 V AC 50/60 Hz

Control type	Rocker lever
[Ue] rated operational voltage	690 V AC 50/60 Hz conforming to IEC 60947-2
[Ui] rated insulation voltage	750 V AC 50/60 Hz conforming to IEC 60947-2
[Ith] conventional free air thermal current	20 A conforming to IEC 60947-4-1
[Uimp] rated impulse withstand voltage	IEC 60947-2 8 kV
Power dissipation per pole	5 W
Power dissipation per pole	5 W
Mechanical durability	50000 cycles
Electrical durability	30000 cycles for AC-3 at 440 V In 50000 cycles for AC-3 at 440 V In/2
Maximum operating rate	25 cyc/h
Rated duty	Continuous conforming to IEC 60947-4-1
Connection pitch	35 mm without spreaders 45 mm with spreaders
Connections - terminals	Bars Cable with lug - external diameter: 10 mm Screw Bare cable connectors 1.5...95 mm²
Tightening torque	10 N.m on screw M6 screw type 15 N.m on bare cable connectors for cable 1.5...95 mm²
Mechanical robustness	Shocks: 15 Gn for 11 ms conforming to IEC 60068-2-27 Vibrations: 2.5 Gn, 0...25 Hz conforming to IEC 60068-2-6
Suitability for isolation	Yes conforming to IEC 60947-1
Phase failure sensitivity	Yes conforming to IEC 60947-4-1 § 7-2-1-5-2
Height	161 mm
Width	105 mm
Depth	111 mm
Net weight	2.01 kg

## Environment

Standards	NF C 63-120 NF C 79-130 NF C 63-650 EN/IEC 60947-4-1 EN/IEC 60947-2 VDE 0660 EN/IEC 60947-1 VDE 0113
Product certifications	UL DNV
Protective treatment	TC
IP degree of protection	IP405 conforming to IEC 60529 (with terminal shrouds)
Pollution degree	3
Ambient air temperature for operation	-25...70 °C
Ambient air temperature for storage	-55...95 °C
Fire resistance	960 °C conforming to IEC 60695-2-1
Operating altitude	2000 m

## Packing Units

Unit Type of Package 1	PCE
Number of Units in Package 1	1
Package 1 Weight	1.929 kg
Package 1 Height	11 cm
Package 1 width	15 cm
Package 1 Length	17 cm

Offer Sustainability

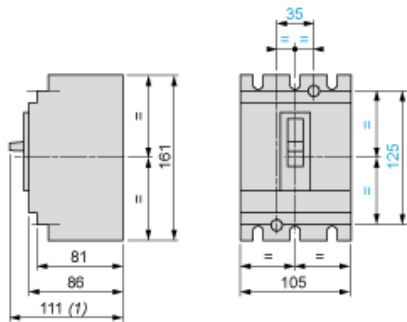
EU RoHS Directive	Not applicable, out of EU RoHS legal scope
Environmental Disclosure	<a href="#">Product Environmental Profile</a>

Contractual warranty

Warranty	18 months
----------	-----------

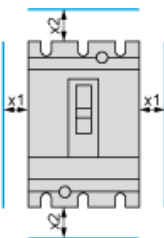
GV7R

Dimensions



(1) 126 for GV7R.220.

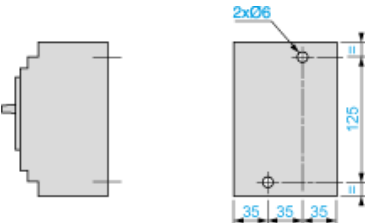
Minimum Electrical Clearance



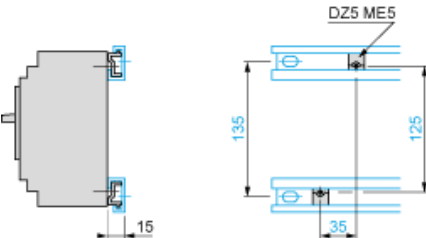
	x1	x2
Painted or insulated metal plate, insulation or insulated bar	0	30
Bare metal plate	$U \leq 440\text{ V}$	5
	$440\text{ V} < U < 600\text{ V}$	10
	$U \geq 600\text{ V}$	20

GV7R

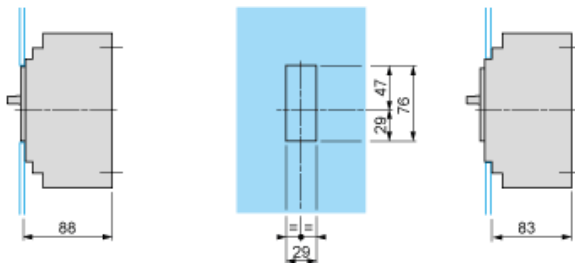
Panel Mounting



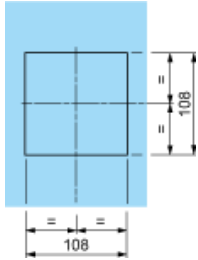
Mounting on 2 Mounting Rails DZ5 MB201



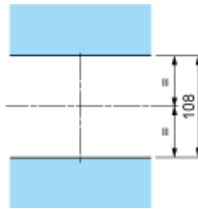
Flush-Mounting



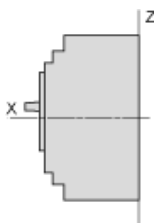
1 circuit breaker GV7R



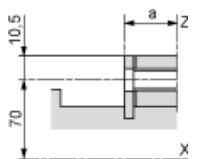
n circuit breakers GV7R side by side



## Connection

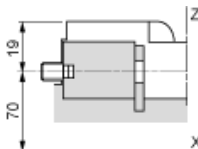


Smooth terminals



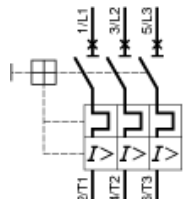
	a
GV7R•40...R•150	19.5
GV7R•220	21.5

Connectors



## Motor Circuit Breakers

### GV7 R



GV7RS20 is replaced by:



### Thermal magnetic motor circuit breakers GV4PE25S

Motor circuit breaker, TeSys GV4, 3P, 25A, Icu 100kA, thermal magnetic, Everlink terminals

Qty 1

Global group 1