



## Main

Range	TeSys
Product name	TeSys GV3
Product or component type	Circuit breaker
Device short name	GV3P
Device application	Motor
Trip unit technology	Thermal-magnetic

## Complementary

Poles description	3P
Network type	AC
Utilisation category	AC-3 conforming to IEC 60947-4-1 Category A conforming to IEC 60947-2
Network frequency	50/60 Hz conforming to IEC 60947-4-1
Fixing mode	35 mm symmetrical DIN rail: clipped Panel: screwed (with 3 x M4 screws)
Operating position	Any position
Motor power kW	5.5 kW at 400/415 V AC 50/60 Hz 7.5 kW at 500 V AC 50/60 Hz 11 kW at 690 V AC 50/60 Hz
Breaking capacity	100 kA Icu at 230/240 V AC 50/60 Hz conforming to IEC 60947-2 100 kA Icu at 400/415 V AC 50/60 Hz conforming to IEC 60947-2 50 kA Icu at 440 V AC 50/60 Hz conforming to IEC 60947-2 6 kA Icu at 690 V AC 50/60 Hz conforming to IEC 60947-2 12 kA Icu at 500 V AC 50/60 Hz conforming to IEC 60947-2
[Ics] rated service short-circuit breaking capacity	100 % at 230/240 V AC 50/60 Hz conforming to IEC 60947-2 100 % at 440 V AC 50/60 Hz conforming to IEC 60947-2 100 % at 400/415 V AC 50/60 Hz conforming to IEC 60947-2 50 % at 500 V AC 50/60 Hz conforming to IEC 60947-2 50 % at 690 V AC 50/60 Hz conforming to IEC 60947-2
Control type	Rotary knob

[In] rated current	13 A
Thermal protection adjustment range	9...13 A
Magnetic tripping current	182 A
[Ue] rated operational voltage	690 V AC 50/60 Hz conforming to IEC 60947-2
[Ui] rated insulation voltage	690 V AC 50/60 Hz conforming to IEC 60947-2
[Ith] conventional free air thermal current	13 A conforming to IEC 60947-4-1
[Uimp] rated impulse withstand voltage	IEC 60947-2 6 kV
Power dissipation per pole	8 W
Mechanical durability	50000 cycles
Electrical durability	50000 cycles for AC-3 at 440 V In
Maximum operating rate	25 cyc/h
Rated duty	Continuous conforming to IEC 60947-4-1
Tightening torque	5 N.m on EverLink BTR screw connectors for cable 25 mm² 8 N.m on EverLink BTR screw connectors for cable 35 mm²
Suitability for isolation	Yes conforming to IEC 60947-1
Phase failure sensitivity	Yes conforming to IEC 60947-4-1
Height	132 mm
Width	55 mm
Depth	136 mm
Net weight	0.96 kg

## Environment

Standards	EN/IEC 60947-2 EN/IEC 60947-4-1 CSA C22.2 No 60947-4-1 UL 60947-4-1
Product certifications	IECEE CB Scheme UL CSA CCC EAC ATEX BV LROS (Lloyds register of shipping) DNV-GL ABS
Protective treatment	TH
IP degree of protection	IP20 conforming to IEC 60529
IK degree of protection	IK09
Ambient air temperature for operation	-20...60 °C
Ambient air temperature for storage	-40...80 °C
Fire resistance	960 °C conforming to IEC 60695-2-1
Operating altitude	3000 m

## Packing Units

Unit Type of Package 1	PCE
Number of Units in Package 1	1
Package 1 Weight	982 g
Package 1 Height	6.5 cm
Package 1 width	14.5 cm
Package 1 Length	15.5 cm
Unit Type of Package 2	P06
Number of Units in Package 2	60
Package 2 Weight	71.92 kg
Package 2 Height	80 cm

Package 2 width	80 cm
Package 2 Length	60 cm

### Offer Sustainability

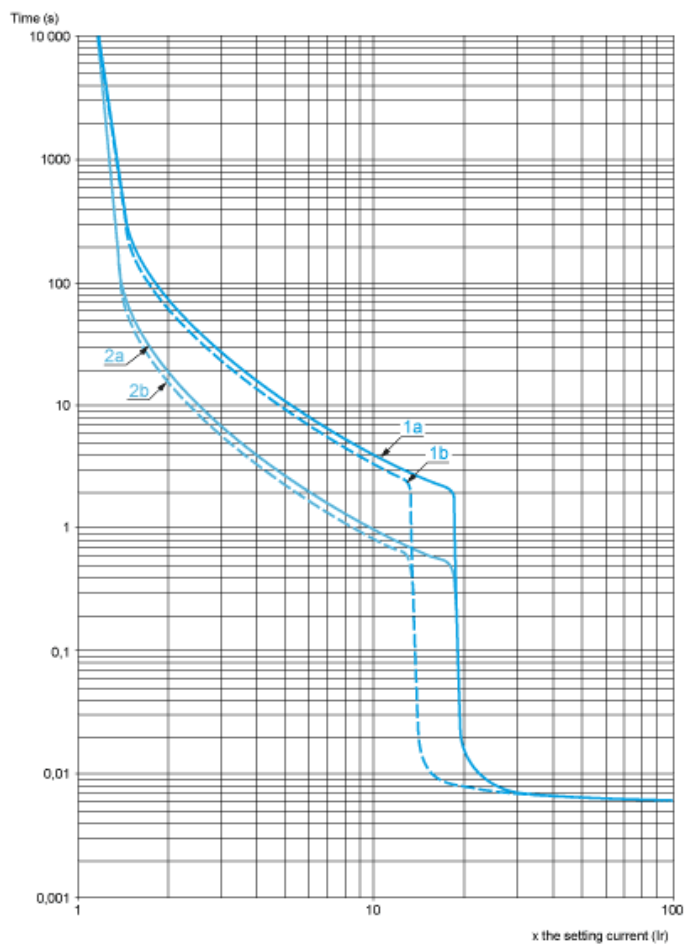
Sustainable offer status	Green Premium product
REACH Regulation	<a href="#">REACH Declaration</a>
EU RoHS Directive	Compliant <a href="#">EU RoHS Declaration</a>
Mercury free	Yes
RoHS exemption information	<a href="#">Yes</a>
China RoHS Regulation	<a href="#">China RoHS declaration</a> Product out of China RoHS scope. Substance declaration for your information
Environmental Disclosure	<a href="#">Product Environmental Profile</a>
WEEE	The product must be disposed on European Union markets following specific waste collection and never end up in rubbish bins
California proposition 65	WARNING: This product can expose you to chemicals including: Antimony oxide & Antimony trioxide, which is known to the State of California to cause cancer. For more information go to <a href="http://www.P65Warnings.ca.gov">www.P65Warnings.ca.gov</a>

### Contractual warranty

Warranty	18 months
----------	-----------

### Thermal-Magnetic Tripping Curves

Average Operating Times at 20 °C Related to Multiples of the Setting Current

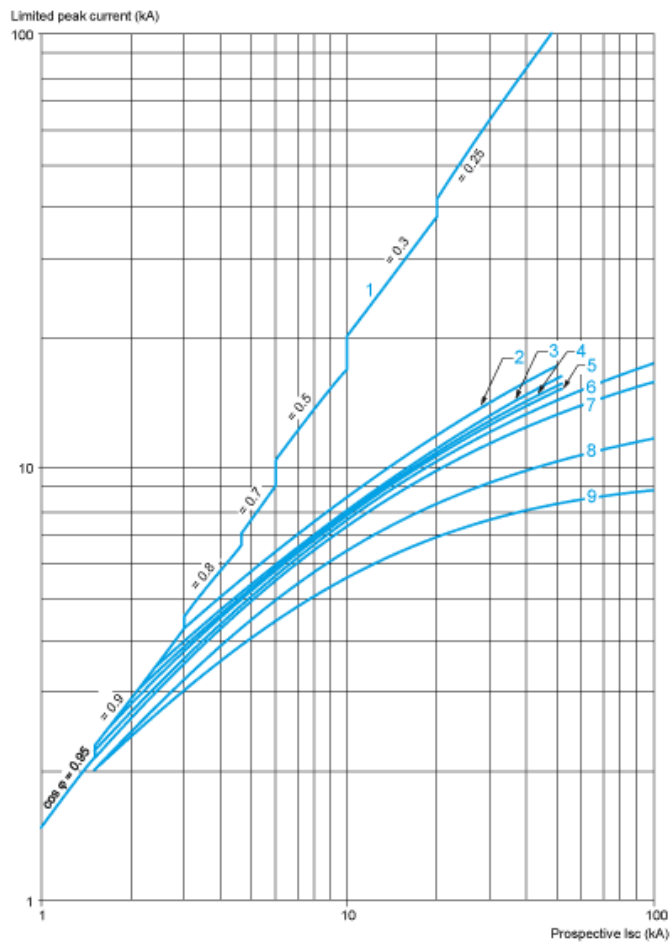


- 1a 3 poles from cold state (Ir minimum): GV3P
- 1b 3 poles from cold state (Ir maximum): GV3P
- 2a 3 poles from hot state (Ir minimum): GV3P
- 2b 3 poles from hot state (Ir maximum): GV3P

### Current Limitation on Short-Circuit (3-Phase 400/415 V)

Dynamic Stress

$I_{peak} = f(\text{prospective } I_{sc})$  at  $1.05 U_e = 435 \text{ V}$

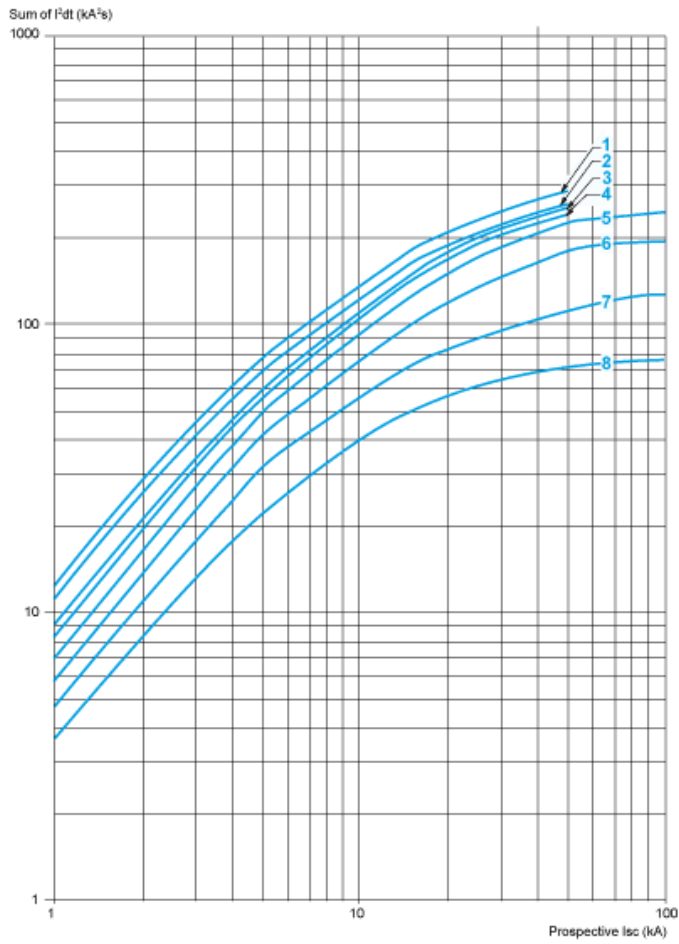


- 1 Maximum peak current
- 2 70-80 A (GV3P80), 62-73 A (GV3P73)
- 3 48-65 A (GV3P65)
- 4 37-50 A (GV3P50)
- 5 30-40 A (GV3P40)
- 6 23-32 A (GV3P32)
- 7 17-25 A (GV3P25)
- 8 12-18 A (GV3P18)
- 9 9-13 A (GV3P13)

### Maximum Thermal Limit on Short-Circuit

Thermal Limit in  $\text{kA}^2\text{s}$  in the Magnetic Operating Zone

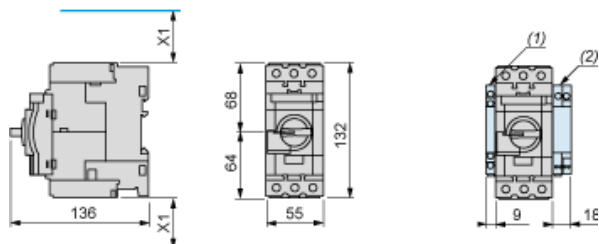
Sum of  $I^2dt = f$  (prospective  $I_{sc}$ ) at  $1.05 U_e = 435 \text{ V}$



- 1 70-80 (GV3P80) - 62-73 (GV3P73)
- 2 48-65 A (GV3P65)
- 3 37-50 A (GV3P50)
- 4 30-40 A (GV3P40)
- 5 23-32 A (GV3P32)
- 6 17-25 A (GV3P25)
- 7 12-18 A (GV3P18)
- 8 9-13 A (GV3P13)

## GV13L, GV3P

### Dimensions



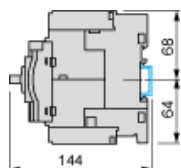
(1) Blocks GVAN..., GVAD... and GVAM11.

(2) Blocks GV3AU... and GV3AS...

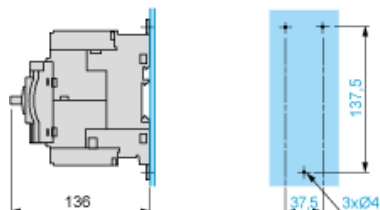
X1 = Electrical clearance (ISC max) 40 mm for  $U_e \leq 500$  V, 50 mm for  $U_e \leq 690$  V

NOTE: Leave a space of 9 mm between 2 circuit breakers: either an empty space or side-mounting add-on contact blocks. Side by side mounting is possible up to 40 °C.

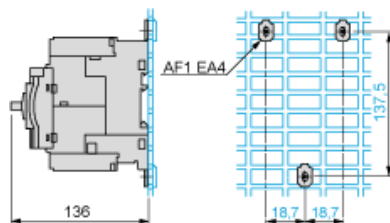
### Mounting on Rail AM1 DE200 or AM1 ED201



### Panel Mounting, using M4 Screws



### Mounting on Pre-Slotted Plate AM1 PA



GV3P..

