



circuit breaker 3VA2 IEC frame 160 breaking capacity class L Icu=150kA @ 415V 3-pole, line protection ETU330, LIG, In=160A overload protection Ir=63A...160A short-circuit protection Ii=1.5...10 x In ground-fault protection Ig=0.2...1 x In, tg=0.1/0.3s clamp connection

Model	
product brand name	SENTRON
product designation	Molded case circuit breaker
Product version	Line protection
design of the overcurrent release	ETU330
protection function of the overcurrent release	LIG
number of poles	3
General technical data	
Tension assignée d'isolement Ui	800 V
power loss [W] / maximum	19.7 W
Active power loss / for rated value of the current / at AC / in hot operating state / per pole	6.57 W
mechanical service life (operating cycles) / typical	25 000
Electrical endurance (switching cycles) / at AC-1 / at 380/415 V 50/60 Hz	14 000
Electrical endurance (switching cycles) / at AC-1 / at 690 V 50/60 Hz	9 800
Neutral conductors / upgradeable/retrofitable	No
ground-fault monitoring version	Summation current formation L-conductor
product function	
• communication function	No
• other measurement function	No
net weight	2.43 kg
Current	
Max. rated operational current of the frame size	160 A
Courant permanent assigné Iu	160 A
operational current	
• at 40 °C	160 A
• at 45 °C	160 A
• at 50 °C	160 A
• at 55 °C	160 A
• at 60 °C	160 A
• at 65 °C	160 A
• at 70 °C	160 A
Switching capacity according to IEC 60947	
switching capacity class of the circuit breaker	L
breaking capacity maximum short-circuit current (Icu)	
• at 240 V	200 kA

<ul style="list-style-type: none"> • at 415 V • at 440 V • at 500 V • at 690 V 	150 kA
	150 kA
	100 kA
	25 kA
breaking capacity operating short-circuit current (Ics)	
<ul style="list-style-type: none"> • at 240 V • at 415 V • at 440 V • at 500 V • at 690 V 	200 kA
	150 kA
	150 kA
	100 kA
	18 kA
short-circuit current making capacity (Icm)	
<ul style="list-style-type: none"> • at 240 V • at 415 V • at 440 V • at 500 V • at 690 V 	440 kA
	330 kA
	330 kA
	220 kA
	52.5 kA
Adjustable parameters	
Adjustable response value current / Ii min.	240 A
Adjustable response value current / Ii max.	1 600 A
Ground fault protection / tripping switchable / I2t=ON/OFF	Yes
Adjustable response value current / Ig min.	32 A
Adjustable response value current / Ig max.	160 A
Mechanical Design	
height [in]	7.13 in
Height	181 mm
width [in]	4.13 in
Width	105 mm
depth [in]	3.39 in
depth	86 mm
Connections	
arrangement of electrical connectors / for main current circuit	Front terminal
type of electrical connection / for main current circuit	double-sided box terminal
Type of connectable conductor cross-section, round conductor terminal, stranded	1 x (6-120 mm²)
Auxiliary circuit	
product component	
<ul style="list-style-type: none"> • undervoltage release • voltage trigger • trip indicator 	No
	No
	No
number of CO contacts / for auxiliary contacts	0
Accessories	
product extension / optional / motor drive	Yes
Environmental conditions	
protection class IP / on the front	IP40
ambient temperature	
<ul style="list-style-type: none"> • during operation / minimum • during operation / maximum • during storage / minimum • during storage / maximum 	-25 °C
	70 °C
	-40 °C
	80 °C
Certificates	
reference code / acc. to IEC 81346-2	Q
General Product Approval	
EMC	



[Miscellaneous](#)



Declaration of Conformity	Test Certificates	Shipping Approval
---------------------------	-------------------	-------------------



EG-Konf.

[Miscellaneous](#)

[Special Test Certificate](#)

[Type Test Certificates/Test Report](#)



ABS



LRS

Shipping Approval	other
-------------------	-------

[CCS / China Classification Society](#)

[Manufacturer Declaration](#)

[Miscellaneous](#)

Further information

Information- and Downloadcenter (Catalogs, Brochures,...)

<http://www.siemens.com/lowvoltage/catalogs>

Industry Mall (Online ordering system)

<https://mall.industry.siemens.com/mall/en/en/Catalog/product?mlfb=3VA2116-8HM36-0AA0>

Service&Support (Manuals, Certificates, Characteristics, FAQs,...)

<https://support.industry.siemens.com/cs/ww/en/ps/3VA2116-8HM36-0AA0>

Image database (product images, 2D dimension drawings, 3D models, device circuit diagrams, ...)

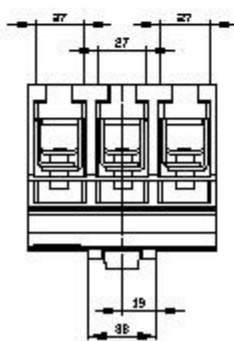
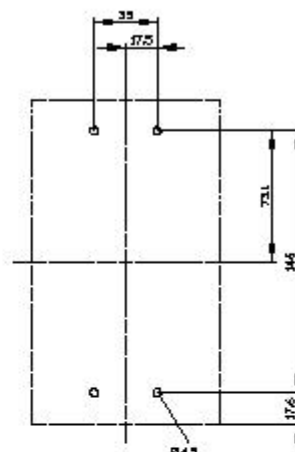
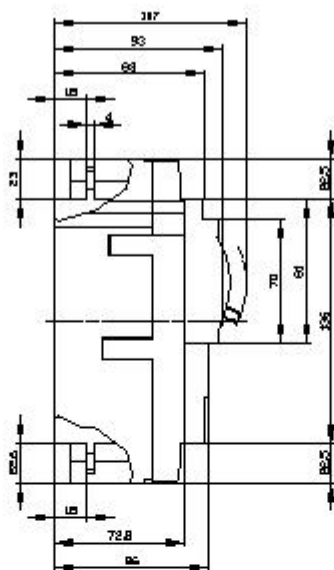
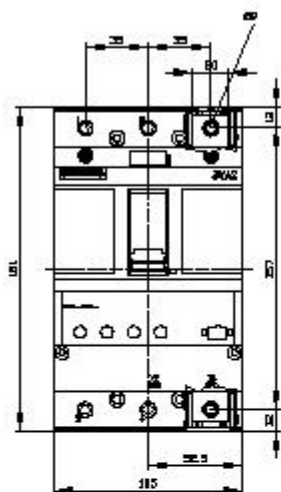
http://www.automation.siemens.com/bilddb/cax_en.aspx?mlfb=3VA2116-8HM36-0AA0

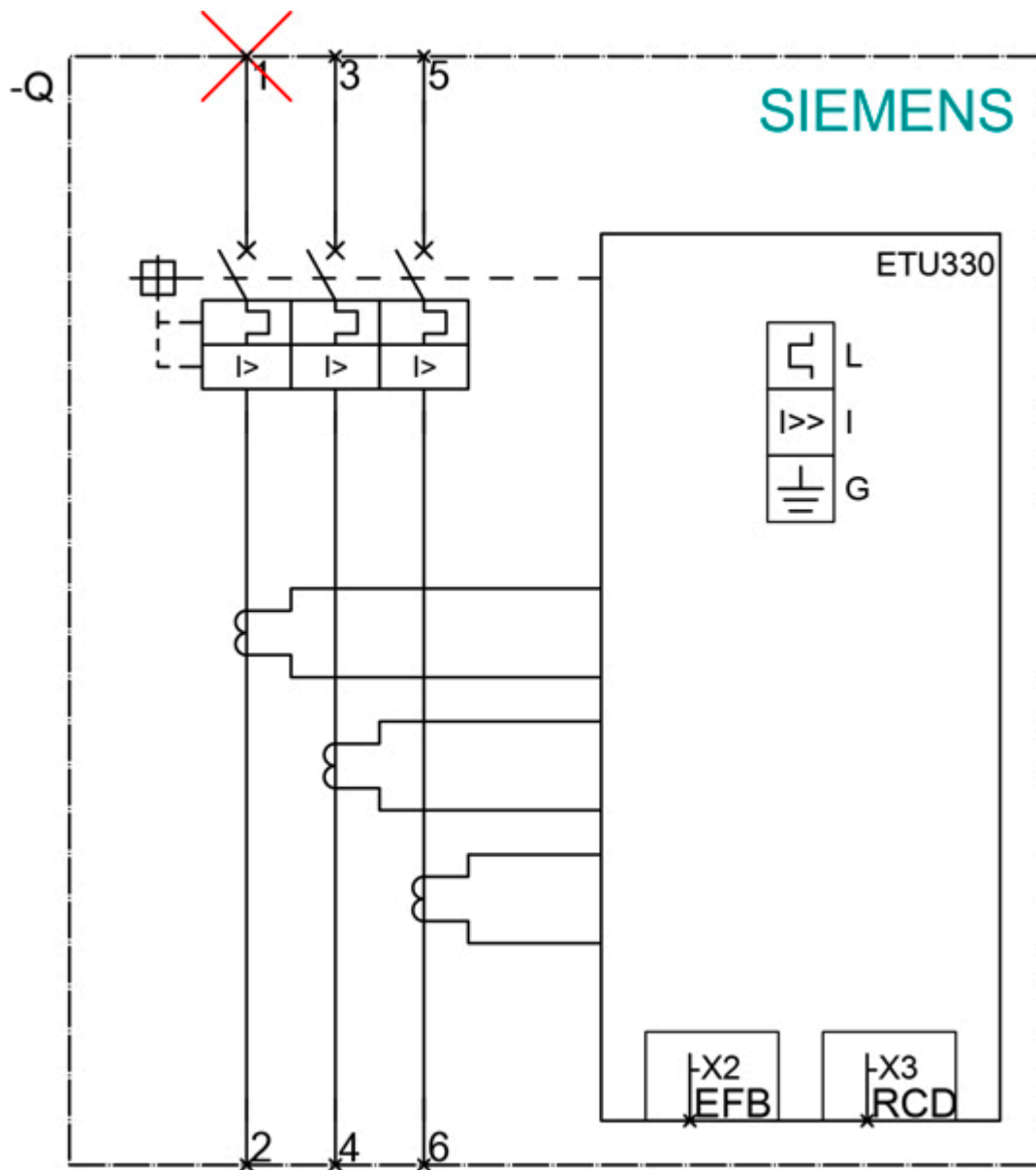
CAX-Online-Generator

<http://www.siemens.com/cax>

Tender specifications

<http://www.siemens.com/specifications>





last modified:

6/11/2021 [🔗](#)