



circuit breaker 3VA2 IEC frame 100 breaking capacity class H  $I_{cu}=85kA$  @ 415V 3-pole, line protection ETU320, LI,  $I_n=63A$  overload protection  $I_r=25A...63A$  short-circuit protection  $I_i=1.5...12 \times I_n$  clamp connection




Model	
product brand name	SENTRON
product designation	Molded case circuit breaker
Product version	Line protection
design of the overcurrent release	ETU320
protection function of the overcurrent release	LI
number of poles	3
General technical data	
Tension assignée d'isolement $U_i$	800 V
power loss [W] / maximum	5.4 W
Active power loss / for rated value of the current / at AC / in hot operating state / per pole	1.8 W
mechanical service life (operating cycles) / typical	25 000
Electrical endurance (switching cycles) / at AC-1 / at 380/415 V 50/60 Hz	15 000
Electrical endurance (switching cycles) / at AC-1 / at 690 V 50/60 Hz	10 500
Neutral conductors / upgradeable/retrofitable	No
ground-fault monitoring version	Without
product function	
• communication function	No
• other measurement function	No
net weight	2.43 kg
Current	
Max. rated operational current of the frame size	100 A
Courant permanent assigné $I_u$	63 A
operational current	
• at 40 °C	63 A
• at 45 °C	63 A
• at 50 °C	63 A
• at 55 °C	63 A
• at 60 °C	63 A
• at 65 °C	63 A
• at 70 °C	63 A
Switching capacity according to IEC 60947	
switching capacity class of the circuit breaker	H
breaking capacity maximum short-circuit current ( $I_{cu}$ )	
• at 240 V	110 kA

<ul style="list-style-type: none"> <li>• at 415 V</li> <li>• at 440 V</li> <li>• at 500 V</li> <li>• at 690 V</li> </ul>	85 kA 85 kA 55 kA 2 kA
breaking capacity operating short-circuit current (Ics) <ul style="list-style-type: none"> <li>• at 240 V</li> <li>• at 415 V</li> <li>• at 440 V</li> <li>• at 500 V</li> <li>• at 690 V</li> </ul>	110 kA 85 kA 85 kA 55 kA 2 kA
short-circuit current making capacity (Icm) <ul style="list-style-type: none"> <li>• at 240 V</li> <li>• at 415 V</li> <li>• at 440 V</li> <li>• at 500 V</li> <li>• at 690 V</li> </ul>	242 kA 187 kA 187 kA 121 kA 3 kA
<b>Adjustable parameters</b>	
Adjustable response value current / li min.	95 A
Adjustable response value current / li max.	756 A
Ground fault protection / tripping switchable / I2t=ON/OFF	No
<b>Mechanical Design</b>	
height [in]	7.13 in
Height	181 mm
width [in]	4.13 in
Width	105 mm
depth [in]	3.39 in
depth	86 mm
<b>Connections</b>	
arrangement of electrical connectors / for main current circuit	Front terminal
type of electrical connection / for main current circuit	double-sided box terminal
Type of connectable conductor cross-section, round conductor terminal, stranded	1 x (6-120 mm²)
<b>Auxiliary circuit</b>	
product component	
<ul style="list-style-type: none"> <li>• undervoltage release</li> <li>• voltage trigger</li> <li>• trip indicator</li> </ul>	No No No
number of CO contacts / for auxiliary contacts	0
<b>Accessories</b>	
product extension / optional / motor drive	Yes
<b>Environmental conditions</b>	
protection class IP / on the front	IP40
ambient temperature	
<ul style="list-style-type: none"> <li>• during operation / minimum</li> <li>• during operation / maximum</li> <li>• during storage / minimum</li> <li>• during storage / maximum</li> </ul>	-25 °C 70 °C -40 °C 80 °C
<b>Certificates</b>	
reference code / acc. to IEC 81346-2	Q
<b>General Product Approval</b>	
EMC	



[Miscellaneous](#)



Declaration of Conformity	Test Certificates			Shipping Approval	
 EG-Konf.	<a href="#">Type Test Certificates/Test Report</a>	<a href="#">Special Test Certificate</a>	<a href="#">Miscellaneous</a>	 ABS	 BUREAU VERITAS

Shipping Approval	other				
 LRS	 RMRS	<a href="#">CCS / China Classification Society</a>	<a href="#">Manufacturer Declaration</a>	<a href="#">Miscellaneous</a>	

#### Further information

Information- and Downloadcenter (Catalogs, Brochures,...)

<http://www.siemens.com/lowvoltage/catalogs>

Industry Mall (Online ordering system)

<https://mall.industry.siemens.com/mall/en/en/Catalog/product?mlfb=3VA2063-6HL36-0AA0>

Service&Support (Manuals, Certificates, Characteristics, FAQs,...)

<https://support.industry.siemens.com/cs/ww/en/ps/3VA2063-6HL36-0AA0>

Image database (product images, 2D dimension drawings, 3D models, device circuit diagrams, ...)

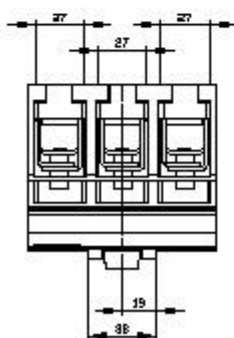
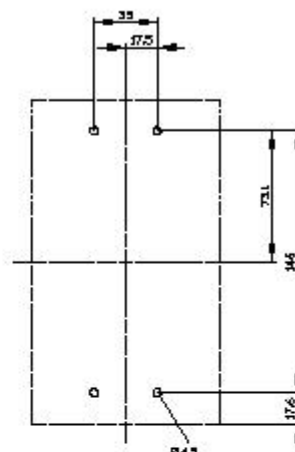
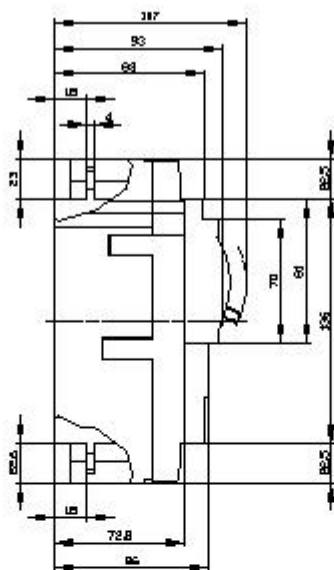
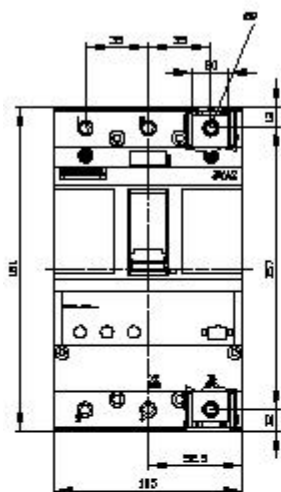
[http://www.automation.siemens.com/bilddb/cax\\_en.aspx?mlfb=3VA2063-6HL36-0AA0](http://www.automation.siemens.com/bilddb/cax_en.aspx?mlfb=3VA2063-6HL36-0AA0)

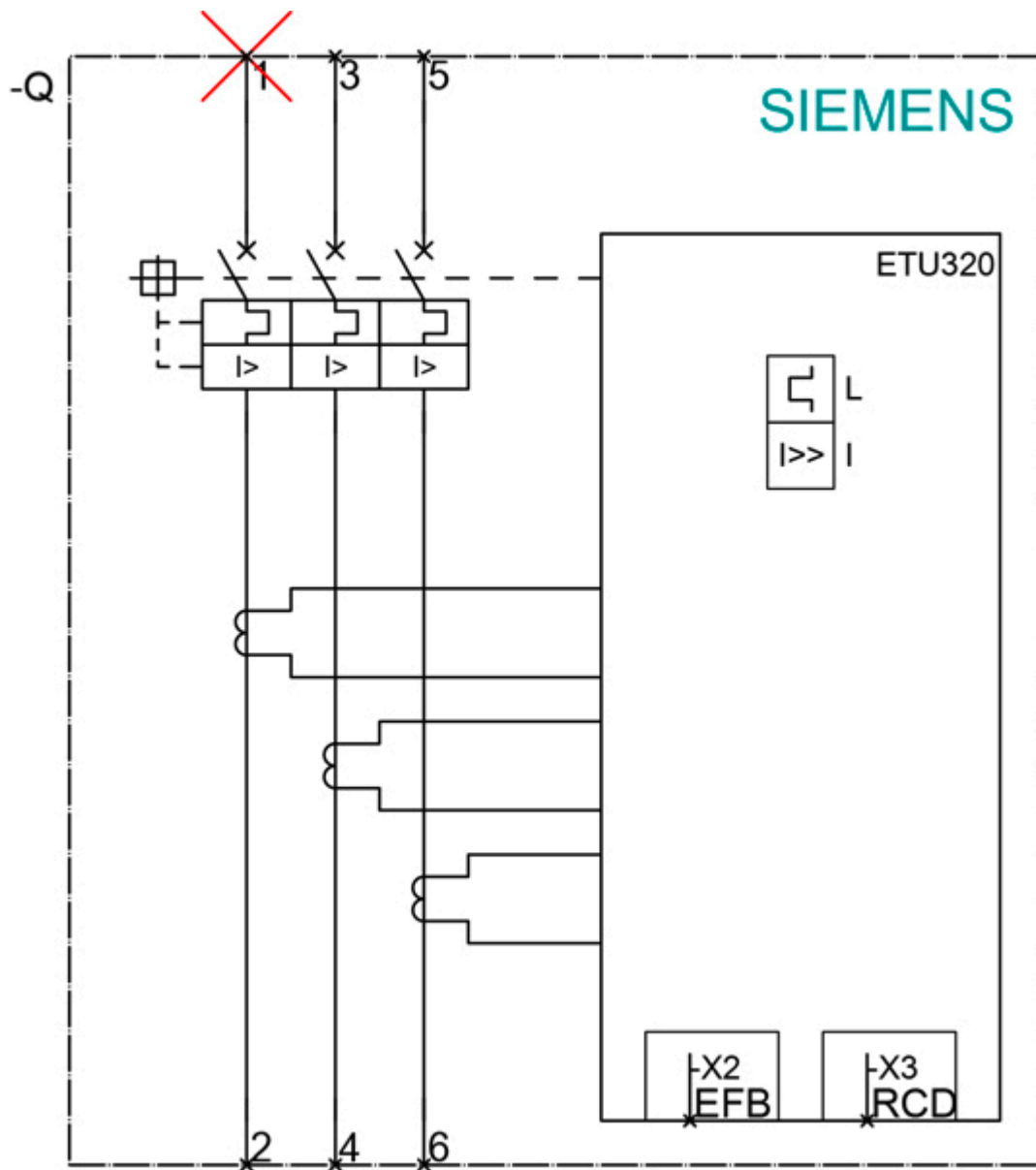
CAX-Online-Generator

<http://www.siemens.com/cax>

Tender specifications

<http://www.siemens.com/specifications>





last modified:

6/11/2021 [🔗](#)